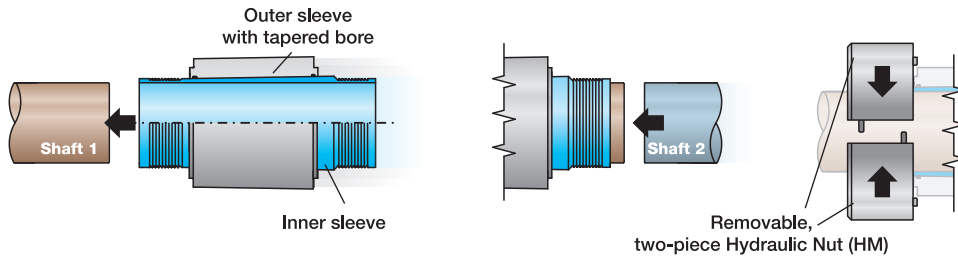


GripLoc (Assembly)

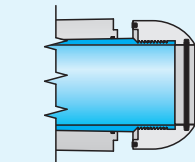
Fast and wear-free shaft and axle connection with removable Hydraulic Nut (HM).

- ➡ = High pressure hydraulic system with high pressure pump and high pressure hose
- ➡ = Pressure relief to tank
- ➡ = Forces
- ➡ = Motion

1. Push on GripLoc coupling and screw on Hydraulic Nut (HM)

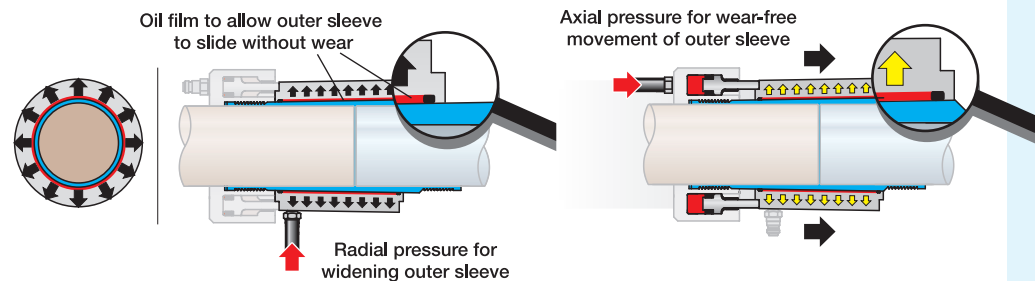


Deviations for PG 36

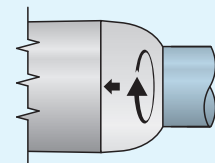
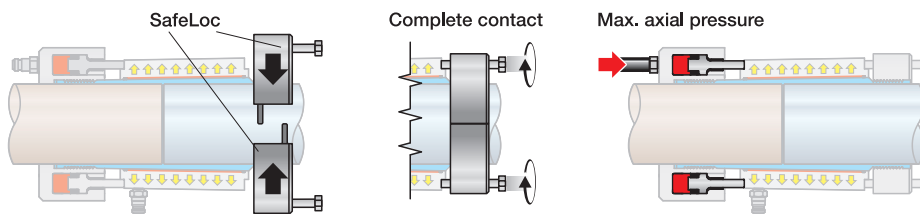


Install flow cap before sliding on

2. Widen and slide on

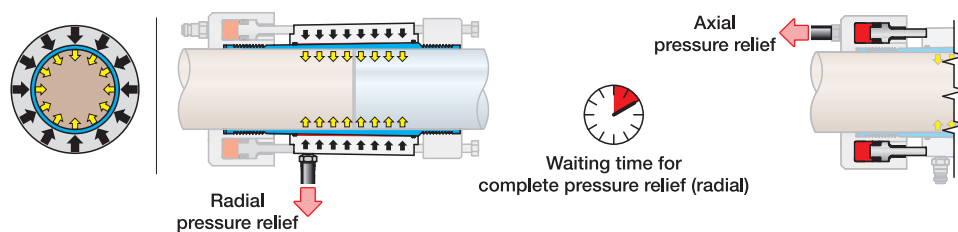


3. Attach SafeLoc

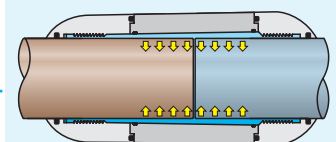
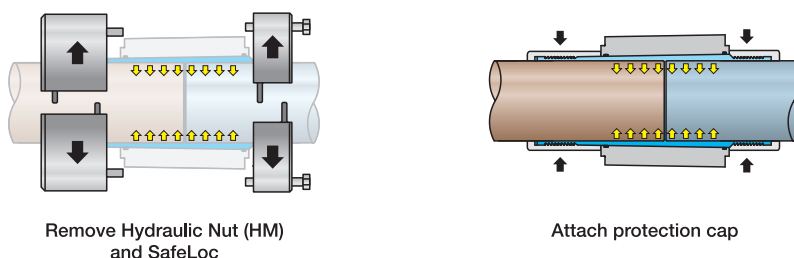


Screw flow cap against outer sleeve

4. Complete friction connection



5. Protect GripLoc



Flow caps are advantageous for shaft connections requiring minimum flow resistance and simultaneously offer protection against environmental influences.

Animated form is available at www.schaaf-gmbh.com or on SCHAAF interactive CD.

